

A large, circular network diagram composed of numerous small grey dots connected by thin grey lines, forming a complex web. Several dots are highlighted in red and orange, scattered around the perimeter and within the network.

World Future Skills Index

Hungary Spotlight

**Transforming higher education
for the skills economy**



Higher education’s role in future workforce readiness

Welcome to the Hungary Spotlight on the QS World Future Skills Index, where we explore higher education’s critical role in shaping the workforce of tomorrow. This tailored resource empowers you to analyse Hungary’s future skills supply and demand, benchmark key industry jobs and skills gaps against over 80 countries, and align your higher education system with the skills training required for economic transformation.

By 2030, an estimated 375 million workers will need to switch occupational categories, requiring tailored reskilling initiatives and modular, lifelong learning opportunities.

Source: Jobs Lost, Jobs Gained report from McKinsey

The QS World Future Skills Index in numbers

190+
countries analysed

4
indicators, informed by
13 sub-indicators

280m+
job postings assessed

5m+
employer skill demands reviewed

5,000+
universities measured

17.5m+
research papers examined

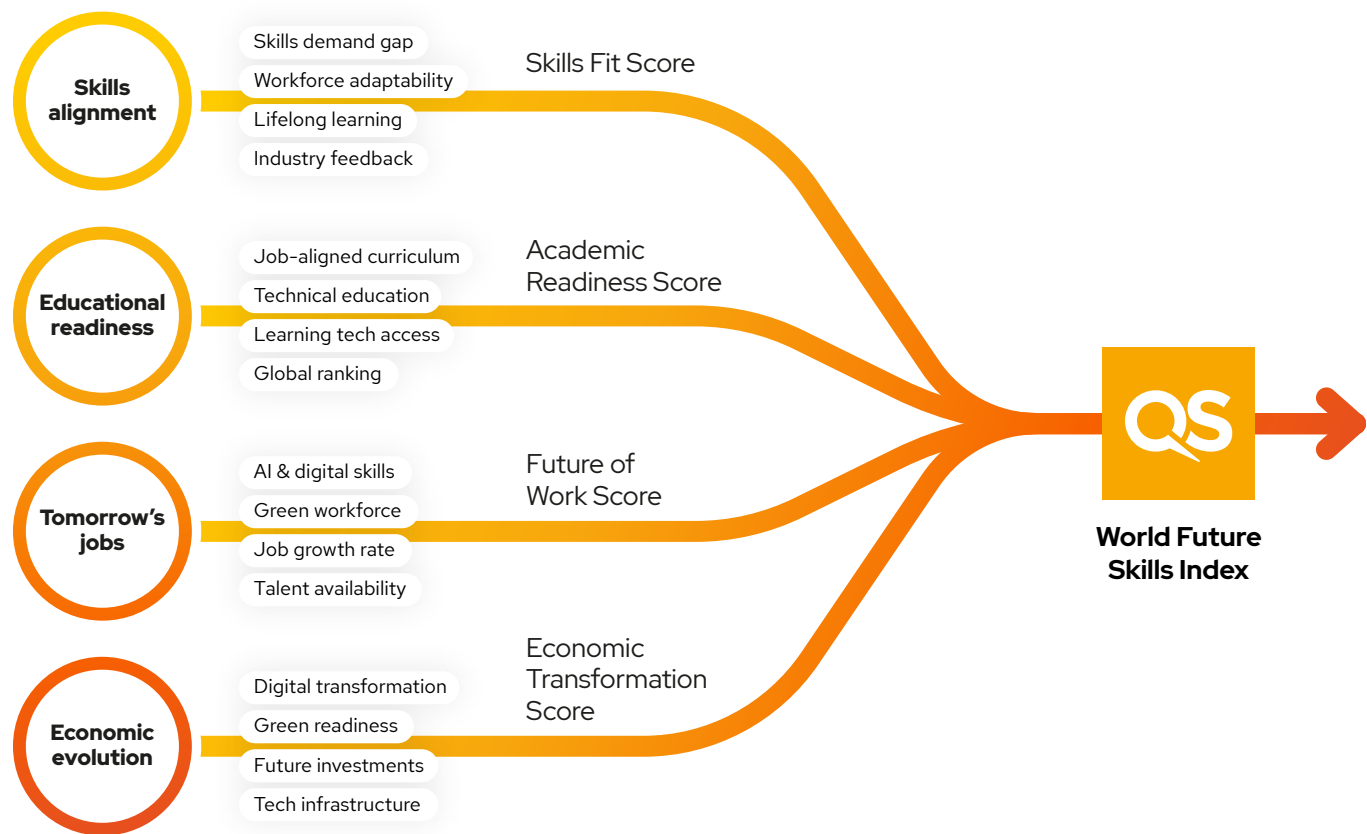


How to use the QS World Future Skills Index



The QS World Future Skills Index is designed to assess how prepared countries are to tackle the shifting demands of the global workforce, particularly in the context of digital transformation, AI, sustainability, and the broader economic changes impacting jobs.

Skills like AI proficiency, digital literacy, and environmental sustainability will form the bedrock of the industries of tomorrow. Countries that fail to adapt risk losing their competitive edge and missing opportunities for economic growth.



The QS World Future Skills Index uses data from over 280 million job postings via QS IMentor, the QS Global Employer Survey, and economic and demographic statistics from the World Bank Group. The Index assesses countries across four

key indicators: Skills Fit, Academic Readiness, Future of Work, and Economic Transformation. Each indicator plays a vital role in providing a comprehensive view of a country's preparedness to thrive in an increasingly skills-driven global economy.

QS World Future Skills Index indicators

Skills Fit

The Skills Fit indicator measures how well countries are equipping graduates with the skills that employers desire. This is assessed by determining the gap between what employers find important and their level of satisfaction with the skills provided by graduates.

This is done using data from the QS Global Employer Survey, the largest of its kind, and data from the World Bank Group. Since 2021, over 100,000 employers have rated the importance of certain skills and their satisfaction in their graduate hires.

Future of Work

The Future of Work indicator evaluates a country's readiness to recruit for the skills needed in the jobs of tomorrow. Specifically, it measures how well the job market is prepared to meet the growing demand for digital, AI, and green skills, all of which are becoming critical as economies transition towards technology-driven and sustainable industries.

Academic Readiness

This dimension measures how well a country is prepared for the future of work. We look at the number of universities assessed for the QS World University Rankings by Subject, and how they perform.

We then measure this in tandem with population size – if a country has a large population but few well-ranked institutions, for example, the country will be penalised.

Economic Transformation

Economic Transformation uses a weighted formula to assess a country's readiness to support the growth and future of work and skills by examining various key indicators. The Index highlights whether a country has the infrastructure, investment power, and talent available to transition to industries driven by AI, digital transformation, green technologies, and high-skilled work, using data from the World Bank Group, UNESCO Institute for Statistics and the Education Policy Institute.

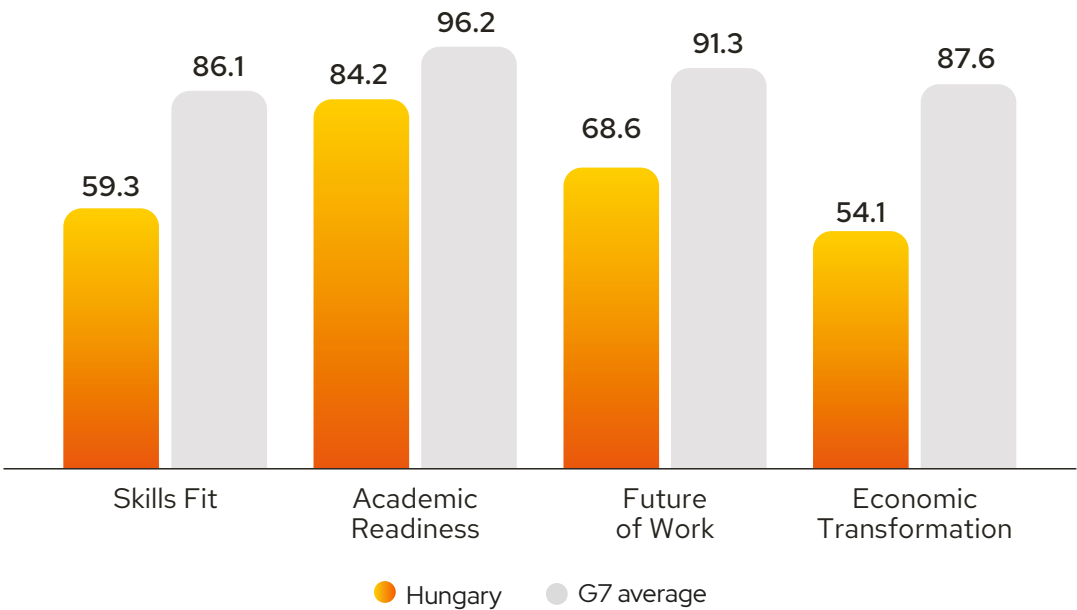
Hungary | Performance overview

Hungary sits mid-table in the QS World Future Skills Index, with notable strengths in Academic Readiness but clear room for improvement in Economic Transformation and workforce alignment. With a final score of 66.6, the country benefits from strong universities and a solid foundation in AI and green skills, but the transition

from education to employment needs strengthening. To remain competitive in an evolving global economy, Hungary will need to bridge the gap between academic excellence and industry needs, particularly in digital skills and economic modernisation.

Overall score: **66.6/100**

QS World Future Skills Index
Hungary performance vs G7 average



Skills Fit
59.3/100

Skills Fit measures the alignment between workforce skills and employer needs. It highlights how effectively education systems prepare graduates for key industries, especially in emerging fields like AI, green technology, and digital innovation. Addressing gaps here boosts employability, drives economic transformation, and ensures the workforce remains competitive internationally.

Academic Readiness
84.2/100

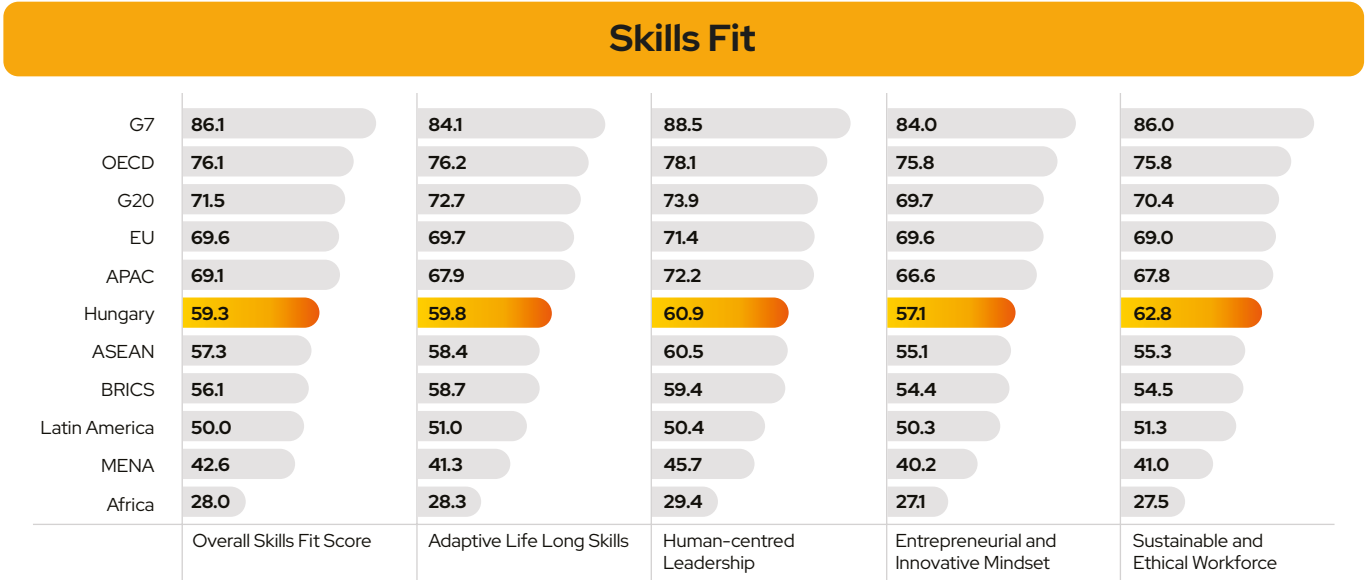
Academic Readiness reflects the capacity of a country's higher education system to equip students with relevant skills for future jobs. A robust system fosters innovation, aligns curricula with industry demands. This ensures graduates are not only employable but also capable of adapting to a rapidly changing global economy

Future of Work
68.6/100

Future of Work assesses a country's preparedness for jobs of the future, focusing on adaptability to technological and industrial changes. It reflects innovation, R&D investments, and sustainable practices in education. Higher education plays a vital role in fostering a future-ready workforce equipped with the skills required for evolving global industries.

Economic Transformation
54.1/100

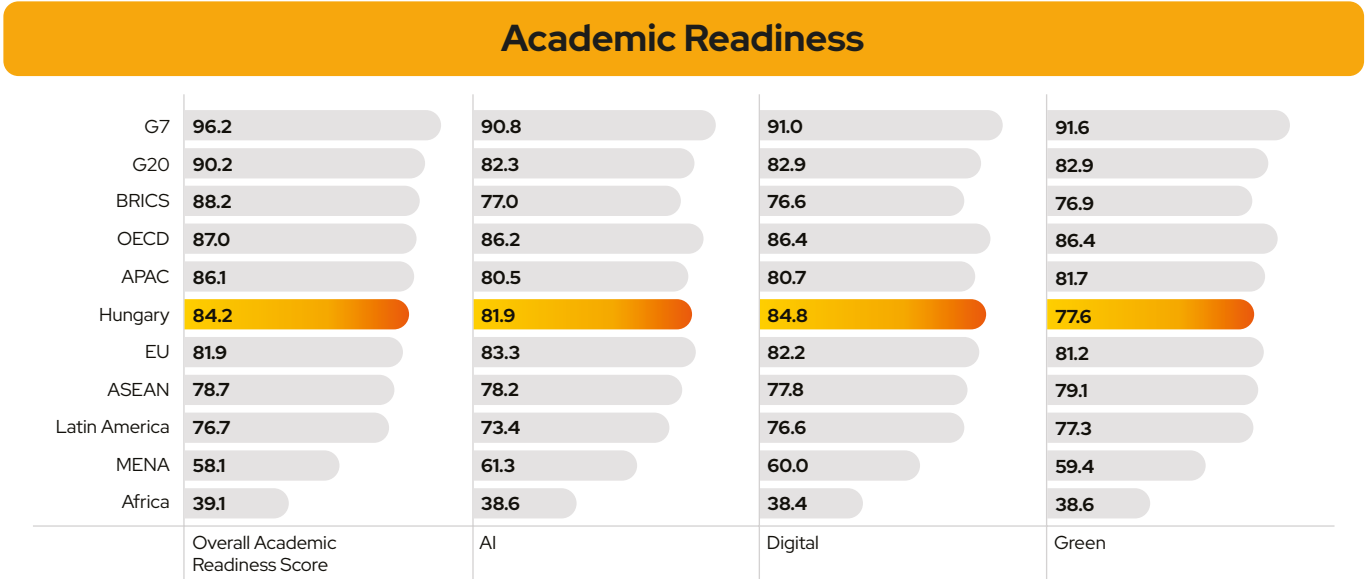
Economic Transformation examines the interplay between education, workforce skills, and industrial growth. Higher education underpins this by driving productivity, innovation, and sustainability. Universities that align their programmes with industry needs not only strengthen national competitiveness but also ensure a balance between economic momentum and workforce adaptability.



QS Analysis

Hungary’s Skills Fit score of 59.3 suggests a reasonable but not strong alignment between education and workforce needs. The country performs fairly well in Human-Centred Leadership (60.9) and Sustainable & Ethical Workforce (62.8), reflecting growing attention to leadership and sustainability. However, Entrepreneurial and Innovative Mindset (57.1) is comparatively low, suggesting graduates lack problem-solving and initiative-taking skills valued by employers. The Adaptive Lifelong Learning score (59.8) indicates that while opportunities exist, they are not fully utilised. Expanding workplace training and strengthening university-business collaboration will help bridge these gaps.

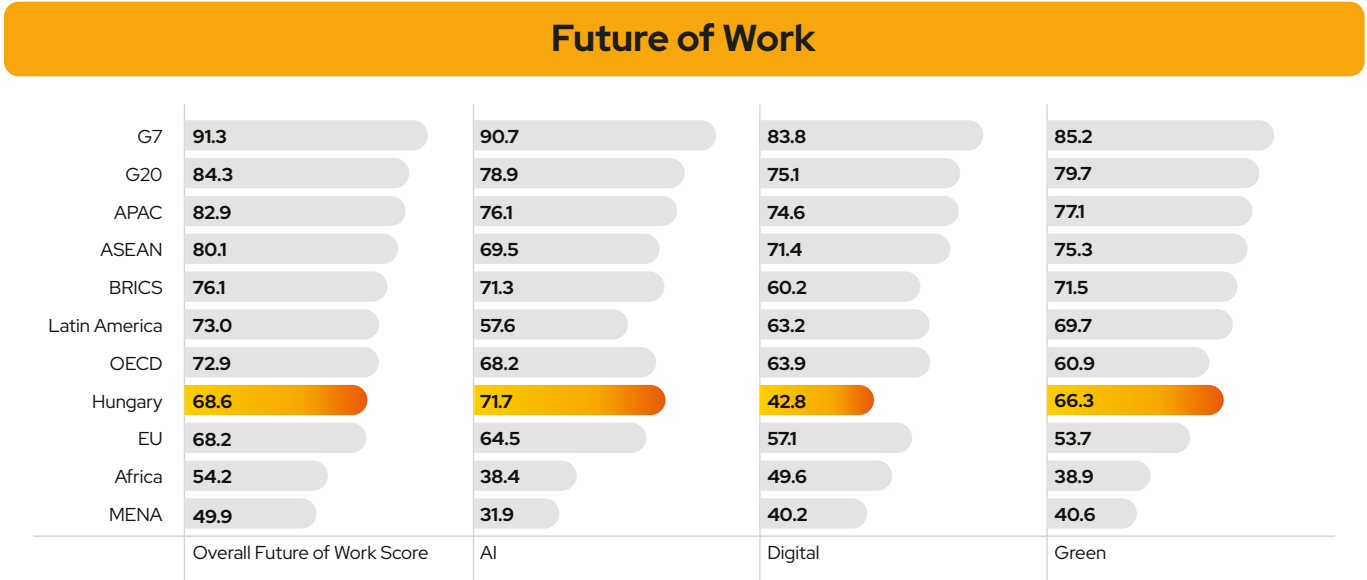
Note: The Skills Fit score is derived from over 5 million skills nominations, reflecting insights from more than 100,000 employer responses to the QS Global Employer Survey over the past four years. Employers identified key skills they value and their satisfaction levels. By analysing this data at the country level, and integrating it with the World Bank’s Human Capital Index, the QS Insights and Consulting team developed the final scores. Skills nominated by employers have been grouped based on the findings.



QS Analysis

Hungary scores strongly in Academic Readiness (84.2), driven by high performance across the three sub-indicators. This suggests that Hungarian universities are successfully equipping students with the knowledge needed for future industries. However, the challenge lies in ensuring this translates into employability. Graduates with strong technical skills may still struggle to find opportunities within Hungary, highlighting the need for greater industry links, internships, and investment in high-value sectors.

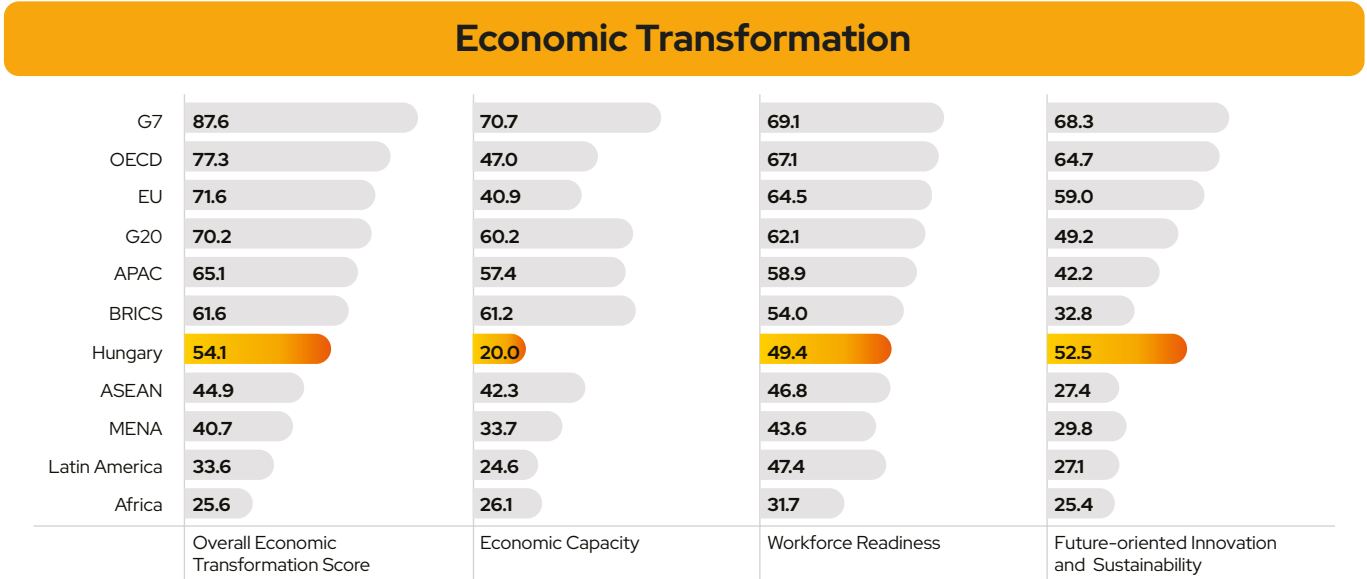
Note: This chart draws on data from the QS World University Rankings by Subject 2024, analysing over 5,000 universities globally. The Academic Readiness score is calculated using the median subject rankings score for each country, adjusted for performance in key areas such as AI, digital, and green-related disciplines. Population size and the number of universities ranked are used as weighting factors to ensure a balanced assessment of scale and quality. This provides a comprehensive view of how effectively higher education systems are preparing for future workforce demands.



QS Analysis

Hungary is reasonably well-prepared for the future of work, but there is a clear imbalance between AI (71.7) and Digital skills (42.8). While the AI sector is growing, digital adoption across industries lags behind, which could limit productivity and innovation. The Green score (66.3) indicates that Hungary is making progress in sustainability-related fields but still has work to do in fully embedding green skills across industries. Expanding digital literacy programmes, employer-led reskilling, and technology-focused training initiatives will be key to strengthening workforce adaptability.

Note: The Future of Work Score measures the extent to which future-focused skills—such as digital, AI, and green competencies—have permeated global job advertisements compared to traditional skillsets. This score is derived from an analysis of over 280 million job postings worldwide, leveraging the QS proprietary skills taxonomy. Over 9,500 emerging skills were identified and benchmarked against conventional skills, providing a clear indicator of how deeply future-oriented capabilities are being prioritised by employers in the global labour market.



QS Analysis

Hungary’s Economic Transformation score of 54.1 reveals significant challenges in modernising its economy. The Economic Capacity score (20.0) is particularly low, suggesting limited investment in R&D, business expansion, and infrastructure. Workforce Readiness (49.4) and Future-Oriented Innovation & Sustainability (52.5) scores indicate some progress, but a need for more investment in forward-looking industries. Strengthening entrepreneurship, incentivising investment in high-tech sectors, and improving access to funding for start-ups will be crucial for Hungary’s economic future.

Note: The Economic Transformation indicator is built on three core dimensions: Economic Capacity, Workforce Readiness, and Future-Oriented Innovation and Sustainability. It combines data on GDP growth, labour productivity, employment rates, R&D investment, and infrastructure development. These indicators are weighted and benchmarked globally to assess a country’s ability to adapt to skills-driven industrial change, with a focus on AI, digital, and green industries. The methodology ensures a comprehensive view of how effectively economic fundamentals and future-focused investments align with evolving workforce demands.



Note: The scores reflect the final results of the QS World Future Skills Index. Categories are organised alphabetically by economy for clarity and ease of comparison.

Country/Location	Skills Fit	Academic Readiness	Future Of Work	Economic Transformation	Final Score
United States	94.4	98.2	100.0	97.9	97.6
United Kingdom	100.0	100.0	95.6	92.7	97.1
Germany	89.2	99.6	94.7	94.7	94.6
Australia	87.2	98.9	96.5	90.6	93.3
Canada	90.9	97.8	97.4	78.1	91.0
Netherlands	88.6	99.3	90.4	81.2	89.9
Switzerland	80.7	97.1	82.6	96.8	89.3
France	84.8	92.6	91.3	84.3	88.2
Singapore	83.2	91.7	92.2	85.4	88.1
South Korea	84.4	88.4	76.5	100.0	87.3
China	78.5	93.9	87.8	88.5	87.2
Spain	76.4	96.3	93.0	70.8	84.1
Israel	70.6	93.0	73.0	98.9	83.9
Sweden	80.4	95.1	72.2	86.4	83.5
Japan	73.4	87.9	74.7	95.8	83.0
Belgium	72.4	95.9	71.3	91.6	82.8
Ireland	81.8	95.5	86.1	67.7	82.8
Denmark	73.0	96.7	66.1	93.7	82.4
Hong Kong SAR	77.0	98.6	69.5	80.2	81.3
Italy	70.3	97.4	85.2	69.7	80.7
Finland	76.1	93.4	62.6	87.5	79.9
New Zealand	75.6	94.7	80.0	63.5	78.5
Norway		94.3	56.5	83.3	78.0
Poland	68.5	85.3	86.9	68.7	77.3
India	59.1	89.9	99.1	58.3	76.6
Portugal	71.0	92.1	66.9	76.0	76.5
Czech Republic	72.4	77.5	82.6	71.8	76.1
Austria	66.5	90.8	64.3	82.2	75.9
United Arab Emirates	71.6	90.3	77.4	60.4	74.9

Hungary | Full results summary

Country/Location	Skills Fit	Academic Readiness	Future Of Work	Economic Transformation	Final Score
Greece	62.3	85.9	65.2	72.9	71.6
Brazil	44.1	83.1	78.2	77.0	70.6
Malaysia	64.0	91.2	88.6	35.4	69.8
Thailand	58.1	81.4	80.8	52.0	68.1
Mexico	54.8	80.8	98.2	37.5	67.8
Lithuania	61.4	87.4	52.2	66.6	66.9
Hungary	59.3	84.2	68.6	54.1	66.6
Russia	73.4	84.8	33.8	73.9	66.5
Saudi Arabia	56.9	82.5	73.8	51.0	66.1
Türkiye	62.1	73.3	60.0	64.5	65.0
Colombia	58.3	82.0	89.5	27.0	64.2
Costa Rica		67.5	79.1	45.8	64.1
Argentina	57.8	83.7	84.3	23.9	62.4
Philippines	47.6	66.6	93.8	40.6	62.2
Estonia		70.1	53.0	61.4	61.5
Kazakhstan	67.8	75.5	40.8	59.3	60.9
Egypt	45.4	76.9	75.6	44.7	60.6
Indonesia	60.0	74.0	67.8	39.5	60.3
Lebanon	45.9	86.4	46.9		59.7
Chile	63.1	88.9	70.4	13.5	59.0
Qatar	45.5	79.5	59.1	47.9	58.0
Romania	43.0	72.5	58.2	48.9	55.7
Vietnam	58.1	74.7	57.4	31.2	55.4
Jordan	49.2	78.2	49.5	41.6	54.6
Slovenia		49.1	35.6	79.1	54.6
Bulgaria	37.6	56.0	61.7	57.2	53.1
Peru	51.0	80.1	54.7	26.0	53.0
Latvia	56.4	60.7	46.1	46.8	52.5
South Africa	28.3	89.4	81.7	10.4	52.4

Country/Location	Skills Fit	Academic Readiness	Future Of Work	Economic Transformation	Final Score
Bahrain	47.2	62.7	33.0	55.2	49.6
Ukraine	57.9	71.8	51.3	15.6	49.1
Bangladesh	39.1	65.7	42.6		49.1
Luxembourg		54.8	47.8	43.7	48.7
Kuwait	36.3	69.3	40.0		48.5
Belarus	57.6	40.4	29.5	65.6	48.3
Iceland		31.6	20.0	89.5	47.0
Pakistan	35.7	78.9	63.4	4.1	45.5
Croatia		36.4	35.6	62.5	44.8
Uruguay	40.6	59.5	60.8	17.7	44.7
Brunei Darussalam	29.8	70.9		30.2	43.6
Ecuador	30.6	64.8	41.7	34.3	42.8
Armenia	25.3		45.2	50.0	40.2
Uzbekistan	48.1	57.2	29.5	16.6	37.9
Cyprus	45.2	44.2	37.4	18.7	36.4
Azerbaijan	31.8	50.6	27.8	29.1	34.8
Oman	32.5	42.5	29.5	33.3	34.4
Panama	24.2		50.4	28.1	34.2
Sri Lanka	43.5		42.6	6.2	30.8
Morocco	17.0		53.8	20.8	30.5
Tunisia		29.0	37.4	19.7	28.7
Algeria	21.3		22.6	32.2	25.4
Tajikistan	16.7		26.9	21.8	21.8

*Where a country lacks an indicator score, this reflects insufficient data available to evaluate overall performance

Hungary, the world's 53rd largest economy by nominal GDP, has a strong academic foundation, particularly in AI, digital, and green subjects, reflected in its high Academic Readiness score. The IMF forecasts 3.3% economic growth in 2025, a strong rebound following a short contraction in recent years. This is supported by the Hungarian government's focused investment in capital formation and good inward-investment into the country.

There is a clear demand for AI, digital, and green skills, but a gap remains between what graduates learn and what employers need. Hungarian employers are highlighting significant skills gaps across our four Skills Fit indicators, with performance below the EU average across the board. Without further investment in skills alignment, Hungary risks lagging behind in workforce readiness and innovation.

Our analysis and recommendations:

1

Strengthen university-business collaboration – Closer ties between industry and universities will ensure graduates leave with in-demand skills, supporting both businesses and economic growth.

2

Attract highly skilled international talent – Strategic policies could fill short-term skills gaps while the education system adjusts to evolving workforce needs.

3

Expand lifelong learning opportunities – Investing in upskilling and reskilling programmes will help Hungary's workforce remain competitive in AI, digital, and green industries.



Your future workforce and skills partner

Connecting higher education, government policy, employer demands and student needs

Speak to your QS partnership director to gain access to more insight and advice.

Assess economic risk

We can help you analyse skills supply and demand by industry or region to identify skills shortages

Access data on the industries, occupations and skills driving growth to set your labour market strategy

Address skills gaps

Benchmark your skills shortages against peer nations to assess your relative risk

Identify the countries providing the most skills-aligned talent for your high-growth industries to set a talent attraction strategy

Align higher education with future skills

Assess the top performing universities within your country or region to deliver future skills ready graduates

Establish a future skills strategy for higher education institutions within your country or region, and enhance curricula and learning modes to deliver the skills of tomorrow

Evaluate performance at the subject level to develop an internal benchmark and skills performance improvement strategy

1

Assess economic risks: Analyse supply and demand imbalances to identify skill shortages and develop strategies to safeguard your economy against workforce misalignment.

2

Address skills gaps: Benchmark job and skill requirements globally to ensure graduates are equipped to meet industry needs and strengthen economic resilience.

3

Align higher education with future skills: Transform higher education to embed future skills, ensuring graduates contribute to innovation, economic growth, and reduced workforce displacement.



Read the full QS World Future Skills Index briefing paper



QS can help you transform insights into policy and policy into action.

Connect with one of our consultants.



qs.com
linkedin.com/company/qs